

Radianz® Matte finished product overview

Radianz® Matte finished product has a special surface texture which is different from normal polished products. The texture of Matte finished products have curvature to create a naturally rough, which may have scratches, finger marks, metal marks and other contamination easier than normal polished products. Therefore, it requires more daily care and maintenance. However such stains will not go inside of the sheet, and some stains can be removed with effort by correct cleaning procedure, please refer to the detailed instructions in technical bulletin "RZ-308" Care and Maintenance and "RZ-314" Cleaning Procedure.

NOTE: Matte finished products may have scratches, finger marks, metal marks and other contamination easier than normal polished products. Therefore, it requires more daily care and maintenance.

Matte finished products are not recommended for the applications where heavy contact with people or objects.

Before installation, please explain the characteristics of the Matte finished product to the customer and let the consumer sign the product acknowledge form attached on page 4.

Colors (Matte finished)



Ceres




Contrail



Urban



Everest white




Whitney gray



Columbia gray

Surface comparison

	Polished product	Matte finished
Texture	High gloss of smooth polishing	Low gloss of rough surface
Gloss	40~50%	10~15%



Fabrication

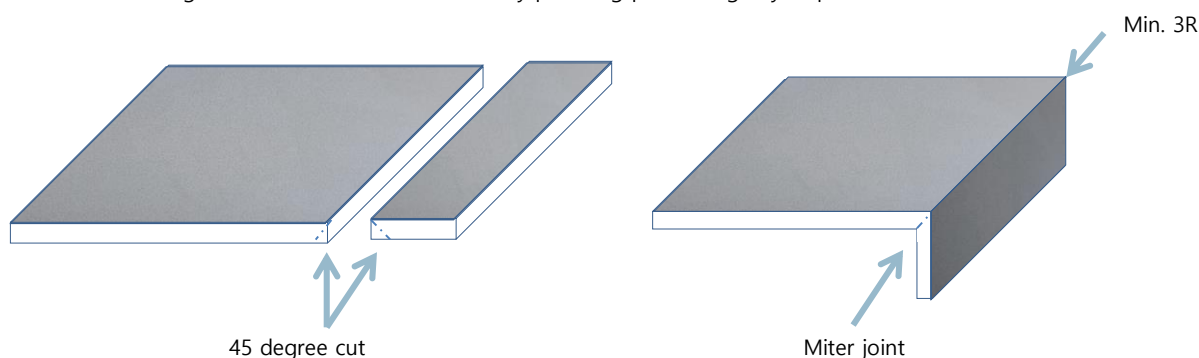
Matte finished texture can not be achieved by polishing at fabrication site because it requires special tool that manufacturer using. Considering this, fabricator need to make a fabrication plan.

Front edge build up

45 degree miter cut is required to have naturally connected the texture between top side and front edge.


- Ⓐ Cut the back side 45 degrees so that the pattern of the top side to be joined continues.
- Ⓑ Bond the 45 degrees cut edge as below.
- Ⓒ After joined the front edge corner should be polished round at least 3mm.

* Be careful not to grind the Matte finished surface by polishing pad during any step.




Comparison (45° miter joint vs. 2Ply)

In case of 2ply front edge design, the front edge can not be polished as matte finish texture. There may be a difference in the texture between top surface and front edge which is high gloss polished.



1) Edge design: 45° miter joint



2) Edge design: 2ply (Laminated edge profile)

Back splash build up

The back splash at the wall side installed perpendicular to the counter top may have an irregular gap between the counter top and back splash due to the roughness of the Matte finished surface. These gaps can be hidden by covering epoxy and silicone. However, since it is difficult to remove, do not put epoxy or silicone on the Matte finished surface by mistake.

The another way to make perfect joint gap between back splash is build beveller (chamfer) edge as following picture.

Back splash (without chamfer)



Back Splash (with chamfer)



Caution: for fabricator (scratch protection)

Matte finished products are easier to get scratch by contact with other objects compared to polished products due to its surface roughness. Be careful to do not make scratches during fabrication and installation even storage.

Especially, vibration during the transportation, may cause friction and scratches between slabs. Prepare a way to prevent scratches such as protective film. Moreover, at the project site, unexpected damage may occur by any worker so prepare protection cover after installation too.

Caution: for user

- **Heat damage:** Radianz has good heat resistance, but instantaneous and direct heat contact with product may cause crack damage. (Radianz heat-resistant temperature: 150°C) Do not let the flame of gas range touch the product.
When you put hot pot on the product, always use trivet.
- **Scratch:** Hardness of Radianz is higher than natural granite but contact with hard materials such as knife can cause scratches. Do not use a knife directly on product, please use chopping board.
- **Cleaner:** Radianz has good chemical resistance, but some strong chemical or abrasive cleaner may cause damage on product. Do not use floor coating remover, thinners, alkaline detergents, abrasive cleaners and waxes, strong chemicals (hydrochloric acid, sodium hydroxide, potassium hydroxide, etc.)
If this material gets on the product, immediately wash it with water

Care and maintenance

Since Matte finished products can be easily scratched, stained by finger mark, metal mark, and other contamination compared to normal polished products, care and maintenance is required more often than other products. It's recommended to clean the top regularly with AKEMI QUARTZ POLISH, exclusive quartz maintenance product.

If contamination occurs, remove it immediately with a neutral detergent. If it is difficult to remove it, clean it with bleach and rinse thoroughly or check the type of the contamination and remove the contamination according to the technical bulletin "RZ-314" Cleaning Procedure.

* For cleaning please use non-scratch pad and be careful not to rub too hard.



Acknowledgement Form

Radianz[®] Matte finish product

Radianz[®] product is a durable, man-made product that will last for many years with simple care. Radianz[®] Matte finish product in countertop surfaces and particularly dark colors that have been Matte finished, will require more daily maintenance than Radianz[®] polished finishes.

The scratches, abrasion marks metal marks, finger prints, or other signs of daily living that may occur are not covered under the Radianz[®] Limited Warranty; however, if these occur over time, the countertop can be cleaned by removed by little effort by using nonabrasive cleaning products with Bleach Cleanser then rinse thoroughly with water. Your countertop may be cleaned by an Authorized Radianz[®] Surfaces Certified fabricator/Installer and you will be charged the standard hourly service rate.

Be sure to consult with your Sales Associate to determine which of the various Radianz[®] colors and finish options are best suited for your particular project.

Material Color : _____.

I, _____, read this disclaimer and fully understand the characteristics of Radianz[®] Matte finish product in select countertop surfaces, including finish options .

Customer Name : _____

Signature : _____

Date : _____

Retailer/Fabricator : _____